

Hinged door wardrobes

Creating spaces as unique as *you*



DEANES

Why Deane?

Deanes has specialised in made-to-measure storage solutions since 1999 to local homeowners and luxury house builders who appreciate quality, flexibility, and affordability. We are a truly family firm with many team members who have been with us since the start, making them almost family too!

What makes us different?

OUR PEOPLE

All of our small team are at your service. We have a straightforward no-hassle policy – no sales gimmicks, no false discounts or ‘sales’. We focus on giving you the best support possible so that you receive the perfect solution for your needs. We are real people and treat our customers with respect.

OUR DESIGNS

We really care about getting the job right and offer an unrivalled choice of colours and styles, but more importantly, every design is thought out and considered by the team, so that you get the best from your room and your budget.

OUR EXPERTISE

‘Awkward spaces our speciality’ has been our long-standing catchphrase, difficult architectural features, beams, tight stairways, there isn’t a lot we haven’t seen and dealt with. Our competitors even recommend us when they can’t overcome a challenge!

DEANES

Scan me with your mobile



Visit our showroom

We have a designer present on most days so you can discuss options and get started on ideas and inspiration straight away, or you can just browse at your leisure with a coffee. You can book a CAD session to see how your room will look if you bring your approximate sizes and any photos you have of your room.

It's possible you will come away with a design and price for your project on the first visit. This is something that we pride ourselves on, this is rare and unusual with a visit to any other bedroom company. Normally you would have to book an appointment with a salesperson at our competitors to even get started! Search www.deanes.co.uk for more details.

Email or call us

We offer a service to design and price your wardrobes over email as well. This way you can get to know what is available and possible from your space before you commit valuable time to a home visit. Email us now at showroom@deanes.co.uk. Alternatively, we always have a member of our design team available who you can speak to. Call us now on 01329 822446.

Online chat

We use WhatsApp. Go to www.deanes.co.uk and use the chat button for instant advice.

Create your perfect wardrobe with our easy *step-by-step guide*

1.

Pick a range

There are 4 door styles available, our in-house Linear range, then the Shaker, Ashford and Aldridge moulded doors. See inside for further details.

2.

Select either carcass or framed construction

There are 2 main types of wardrobes available, for the best aesthetics we advise using the carcass option. This provides a carcass for each wardrobe. Alternatively, if you would like to maximise your space we advise using the framed option. This ensures a frame is built the the front of the wardrobe whilst the interior is fixed within your space, maximising every inch. See right for further details.

3.

Choose your colours

We offer a range of 8 fantastic in-house colours which are used to create the interior, the outside, and then the wardrobe doors. We also offer a range of 30 upgrade colours which can be used as complimentary door colours, replacing the whole of the outside of the wardrobe, or used to replace the whole inside as well as the outside of the wardrobe.

4.

Customise your wardrobes

We include a matching interior of a solid shelf and chrome rails free with your wardrobe. If this isn't enough for you then add drawers, additional shelving, and even shoe and jewellery storage. We can also add mirrored doors, designer handles, and custom wardrobe accessories. See the appropriate hand out for more details.

Carcass vs Framed



Carcass *Wardrobes*

At Deanes, by default we use the carcass wardrobe method as it offers the best quality and bespoke storage solution. Our carcass wardrobes are designed and constructed with solid 18mm panels with internal top, bottom, side and back panels.

Creating a 'full carcass' box-like enclosed storage that completely covers all walls, floor, and ceiling within the wardrobe. With this method, behind every wardrobe door, all internal fittings, shelves and storage layouts are cut to fit perfectly regardless of the width. So, you can tailor the storage space exactly to your needs.



Front Framed *Wardrobes*

A front frame method, as the name suggests, is a method that just creates a front frame of the wardrobe. So, this method creates the wardrobe's doors and supporting frame, with no internal carcass.


The noticeable difference here is when you open a framed wardrobe, you will see your bedroom walls.

In-house range and colours

We have an in-house range of 8 colours which we keep stocked within our Fareham manufacturing facility and ready to use. As standard, our quotes are based on one of these colours, allowing us to service your request with complete flexibility. Upgradeable colours are available.



Alpine White



Swiss Grey




Dust Grey




Graphite Grey



Fjord Green



Sage Green



Cashmere Grey



Swiss Oak



Linear


Our in-house door

Our in-house range is a modern square edged door and are all made to your unique required sizes. The options are to colour match the doors, framework and interior or mix our in-house colours at no extra cost.


You have complete customisation over your wardrobes and will be asked about your colour choices for the doors, framing and interior.

Upgrade colours

In addition to our 8 in-house colours, we offer 30 upgradeable shades. We have chosen each of these options to suit the latest trends and styles. With a mix of modern and traditional options, you can customise your wardrobes to be one of a kind in line with your unique taste and style.



Light Grey*



Light Grey Oak*



Premium White*



Silver Grey*




Cashmere Grey Oak*



Fjord Green Oak*



Misty Blue*



Sage Green Oak*




Reed Green Oak*



Graphite Grey Oak*




White Halifax Oak**



Pewter Halifax Oak**



Natural Halifax Oak**



Brown Cuneo Oak**



Bleached Cuneo Oak**

There are 3 group upgrade package options:

Group 1 (*) colours are available for doors, interior and framework.

Group 2 (**) colours are available for doors, interiors and framework.

Group 3 (***) colour options are only available for doors only.

Here's 3 ways that you can upgrade your wardrobes

Upgrade

1.

Wardrobe doors only

Upgrade

2.

Wardrobe doors + Outer frame


Upgrade

3.

Wardrobe doors + Outer frame + Interior

or

or



Mussel*



Pebble Grey*



Dusk Grey Oak*




Reed Green*



Taupe Grey*



Matt Black*



Matt Black Oak*



Grey Lorenzo Oak*




White River Oak*




Kaiserberg Oak*




Natural Carini Walnut**



Alpine Gloss White***



Light Grey Gloss***



Cashmere Grey Gloss***



Dust Grey Gloss***



Upgrade to *mirror doors*

Mirrors are available with all of our ranges. A fully polished mirror is applied to the front of the Linear wardrobe doors whilst the moulded ranges incorporate a mirror which is routed into the door. For more information please discuss with your Design Consultant.

Upgrade to *moulded doors*

Our moulded doors are available in 28 colours and 3 moulding patterns and can be used for any size wardrobe up to 2.7m in height. These doors are made specifically for your area, and are also compatible with with sloped ceilings. Available with or without mirrors these are beautiful in every setting.



Shaker



Ashford



Aldridge



Shaker hinged doors in Supermatt Indigo Blue



Satin White



Oak Grain Cream ©



Dove Grey




Oak Grain Grey



Supermatt Cashmere




Oak Grain Cashmere



Supermatt Oatmeal



Matt Mussel



Oak Grain Mussel



Matt Pebble



Matt Taupe



Stone Grey



Dust Grey




Graphite Grey



Pistachio Green ©



Reed Green



Kombu Green




Supermatt Fur Green ©



Colonial Blue ©




Supermatt Indigo Blue ©



Matt Black




Paint Flow White ©




Paint Flow Grey ©




Paint Flow Sage ©




Paint Flow Blue ©



Paint Flow Fir Green ©



Urban Oak



Halifax Oak

Cladding will be required to colours which show the © symbol as there is no carcass match.